

Math



Written by
Sharon L. Apichella and Mary D. Sutton

Editor: Gillian Snoddy
Cover Illustrator: Gloria Jenkins
Designer/Production: Alicia Triche
Art Director: Moonhee Pak
Project Director: Stacey Faulkner

Table of Contents

Introduction	3
Getting Started	4
Cootie Catchers Reproducibles	
Numbers and Operations	
What's the Expanded Form?	5
Rounding Numbers	6
Estimate How Much More or Less	7
Solve the Multiplication Problem	8
Solve the Division Problem	9
Fractions and Decimals	
Fractions: Equivalent or Not Equivalent?	10
What's the Fraction and Decimal?	11
Order the Decimals	12
Algebra	
What's the Value of the Variable?	13
What's the Missing Sign?	14
Find the Missing Number	15
What's the Rule?	16
Geometry	
Name the Polygon	17
Name the Solid Figure	18
What's the Perimeter and Area?	19
What's the Volume?	20
Time, Money, and Measurement	
What Time Is It?	21
How Much Change?	22
Best Metric Measure	23
Convert the Measurement	24

Introduction

Cootie Catchers Math is an interactive and motivating tool for daily skill review. Using a new twist on the popular origami fortune tellers, this hands-on resource provides a fun and unique approach to practicing and reviewing standards-based math concepts and academic language. *Cootie Catchers Math* features 20 reproducible cootie catchers that each reinforce a specific math skill. Each page includes a *Before You Flip* hint for students to apply while they use each cootie catcher and an *After You Flip* activity to extend their learning after they have finished. Once the cootie catcher is made, students read and solve the problems; then they lift the flaps to reveal the correct answers. A recording sheet is provided on the inside back cover to help teachers keep track of assigned cootie catchers.

Aligned to the National Council of Teachers of Mathematics (NCTM) standards, *Cootie Catchers Math* is an ideal resource for providing specific content review for all students. Research shows that repetition is essential for the brain to learn and recall information. Furthermore, children have a tendency to repeat activities they enjoy. *Cootie Catchers Math* offers a fun and quick way for students to repeat and retain essential skills. This teacher-tested, student-approved resource can be used for classroom center activities, as enrichment assignments when regular class work is completed, or for homework. Perfect for individuals, partners, or small groups, *Cootie Catchers Math* makes practicing math skills enjoyable. The following areas are addressed in this resource:

- * Numbers and operations
- * Fractions
- * Decimals
- * Algebra
- * Geometry
- * Time
- * Money
- * Measurement
- * Problem solving

Cootie catchers fit in pants pockets, backpacks, or lunch boxes for review on the go! Students can use them in a classroom center, at their desks, on the playground, or in a car or bus. Parents can slip cootie catchers into a pocket or purse and use them to review with their child at home, in line at the store, or while waiting for appointments. With these easy-to-make, fun-to-use, portable manipulatives, students will love reviewing math skills and vocabulary the *Cootie Catchers Math* way!

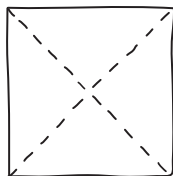
Getting Started

How to Use

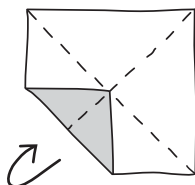
1. Select a skill you would like your students to practice, and make multiple copies of the corresponding page. Store the pages in a labeled hanging file in a math center or where math manipulatives are stored.
2. Demonstrate how to fold the cootie catchers. Display the instructions for students' reference.
3. Remind students to read the *Before You Flip* section before using each cootie catcher.
4. Have the students complete the *After You Flip* activity as an extension or quick assessment after they have used each cootie catcher. Ask the students to return the top portion of the page to you. Use this, along with the recording sheet, to keep track of assigned cootie catchers.
5. Send the cootie catchers home for additional practice.

How to Make

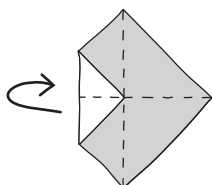
1. Carefully cut along the outline of the square. Fold and unfold the square in half diagonally in both directions to make two creases that form an X.



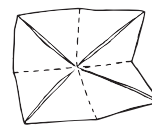
2. Place the paper facedown, and then fold each of the four corners in so that their points touch the center.



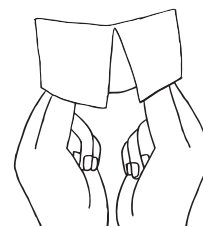
3. Turn the paper over so the flaps are facedown. Again, fold each of the four corners in so their points touch the center.




4. Fold the square in half, making a rectangle. Unfold and fold in half in the opposite direction, making a rectangle.



5. Slide both index fingers and thumbs under the four flaps.



6. Use your thumbs and index fingers to pinch the top corners together and form a point. You are ready to play.



How to Play

1. Choose a number from one to five.
2. Open and close the cootie catcher (front to back and then sideways) as many times as the number selected.
3. Choose one of the four questions shown inside and answer it.
4. Lift the flap on which the question is written and check the answer.
5. Continue playing in the same way until all eight questions have been answered.






Rounding Numbers

**Before
you
"FLIP"**

Hint: Look at the digit you need to round to. If the digit to the right is less than 5, do not change the digit you need to round to. If it is 5 or greater, add one.

**After
you
"FLIP"**

Round 9,999 to the nearest ten.

	<p>Round 2,283 to the nearest hundred.</p> <p>2,300</p>	<p>Round 8,454 to the nearest thousand.</p> <p>8,000</p>	
<p>Round 655 to the nearest ten.</p> <p>660</p>			<p>Round 1,351 to the nearest hundred.</p> <p>1,400</p>
<p>Round 9,950 to the nearest ten.</p> <p>9,950</p>	<p>3,700</p>	<p>7,140</p>	<p>Round 4,778 to the nearest thousand.</p> <p>5,000</p>
	<p>Round 3,699 to the nearest hundred.</p>	<p>Round 7,144 to the nearest ten.</p>	

Estimate How Much More or Less

**Before
you
"FLIP"**

Hint: Round each number before you add or subtract.

**After
you
"FLIP"**

12,543 is about how much more than 3,948? _____

<p>OR More OR Less</p> <p>Estimate How Much</p>	<p>638 is about how much less than 780?</p> <p>200</p> <p>$800 - 600 = 200$</p>	<p>729 is about how much more than 588?</p> <p>100</p> <p>$700 - 600 = 100$</p>	<p>OR More OR Less</p> <p>Estimate How Much</p>
<p>908 is about how much more than 387?</p> <p>500</p> <p>$900 - 400 = 500$</p>	<p>$800 - 200 = 600$</p>	<p>212 is about how much less than 773?</p> <p>600</p> <p>$800 - 200 = 600$</p>	<p>OR More OR Less</p> <p>Estimate How Much</p>
<p>429 is about how much less than 780?</p> <p>400</p> <p>$800 - 400 = 400$</p>	<p>$500 - 200 = 300$</p>	<p>466 is about how much more than 183?</p> <p>300</p> <p>$500 - 200 = 300$</p>	<p>OR More OR Less</p> <p>Estimate How Much</p>
<p>OR More OR Less</p> <p>Estimate How Much</p>	<p>955 is about how much more than 78?</p> <p>900</p> <p>$1,000 - 100 = 900$</p>	<p>117 is about how much less than 309?</p> <p>200</p> <p>$300 - 100 = 200$</p>	<p>OR More OR Less</p> <p>Estimate How Much</p>